



Dear Parent / Carer,

We would like to take this opportunity to say a huge thank you for all the support you have given your child during these challenging months. We have enjoyed hearing from you through email, and it has been wonderful seeing photographs of the children, and examples of them engaging in Home Learning tasks. We have thoroughly enjoyed teaching your child this year, their first year in Primary school, and we will take lots of happy memories with us. We look forward to seeing the children again when they return to school in August and start Primary 2. We hope you all keep safe and have a well-deserved break over the summer holidays. With best wishes to you and your families. Mrs Gaffney and Mrs Swanston.



To our Primary 1 Stars,

We cannot believe this is your final week in Primary 1! We have missed you so much and have thought about you every day. Well done for trying your best and not giving up! We have really loved being your Teachers and we are so proud of you. After the holidays you will be a big Primary 2 and we know you are ready for that. Have a brilliant summer holiday! Sending you a big hug! Mrs Gaffney and Mrs Swanston.

Phonics

Our new sound this week is **tr**. These special friends are in words such as **train**, **tree**. Copy the link and paste it into your bar at the top to watch the clip.

<https://youtu.be/52UAYWlf-9c>

In your home learning jotter can you draw the picture and complete the **tr** words?



Phonics

This week we are going to revise the digraphs (2 letter sounds) which we have learned so far. In this video I will show you flashcards with a digraph and you try to say the sound.

<https://sway.office.com/xOIDXTdv7KRbb0a6?ref=Link>

Remember, once you are on the site click the play at the top right of the screen.

Challenge

Literacy – Using the website Oxford


Owls, login at the top of page at 'My Class Login' and choose 1 or 2 books to read this week.

Username: p1stars

Password: stmarys

Use your skills to sound out any words you don't know. Discuss what happened in the text.

Can you achieve these targets?

 I can read from left to right and turn pages correctly	<table border="1"> <tr><td>the</td><td>of</td></tr> <tr><td>and</td><td>a</td></tr> <tr><td>to</td><td>in</td></tr> <tr><td>is</td><td>you</td></tr> </table> I can read some tricky words	the	of	and	a	to	in	is	you
the	of								
and	a								
to	in								
is	you								

Writing – Fairy tales

**'Hansel and Gretel'**



This week you will be listening to "Hansel and Gretel", so our

writing will be about this wonderful fairy tale.

**Task 1:** Look at the house of sweets below. Can you design your own house of sweets? Draw a picture of a house, just like the one in Hansel and Gretel, and remember to decorate it with sweets. Write what sweets (candy) you used on your house.



To challenge yourself try to write some sentences with a 'tr' word in them? Remember a capital letter at the beginning of your sentence, finger spaces between each word and a full stop at the end.

Use your letters from your tub to make these words.

Other tr ideas.

**Trees.** Can you make your own tree art using your hand and fingerprints? Use your arm as the tree trunk and fingers as the branches, then add lots of fingerprints to represent the leaves.

Here is the link to the previous videos.

**Writing the alphabet**

<https://sway.office.com/MmF3W1KYgSjdjStn?ref=Link>

**Reading the alphabet**

<https://sway.office.com/G8ihiV24ctW1iuW2?ref=Link>



cat

I can use picture clues to help tell the story



I can recognise and read different sounds



I can slide sounds together to read a word



I can tell someone what happened in my story

Describe your own candy house...



\_\_\_\_\_

\_\_\_\_\_

\_\_\_\_\_

\_\_\_\_\_


Written by: \_\_\_\_\_



**Task2:** Hansel and Gretel have eaten too many sweets. Can you draw a healthy meal and drink for them? Write down all the items of food you include on the plate. You might want to create two different meals and drinks, one for Hansel and a different one for Gretel.



**Tree rubbings.** If you go on a local walk with your family, take some paper and a crayon. You can take a print of different types of tree bark. Lay the paper on the trunk and using the side of your crayon rub it on the paper and the bark will make a print.



**Task 3:** Look at the pictures below and write a sentence to describe each picture. Use the word mat to help you. For example, for picture 1 you might write something like:

**A woodcutter and his wife lived in the woods with Hansel and Gretel.**

Fairy tale word mat - Hansel and Gretel

Hansel	gingerbread	
Gretel	house	
stepmother	birds	
father	bone	
woodcutter	cage	
forest	pebbles	
witch	bread	
clever	oven	

© Copyright 2011, www.teachmeanow.co.uk

Picture 1:



Picture 2:



Or you could make leaf prints using the same technique.



Maths – Capacity  
Look at the cups below. Draw them carefully and order them starting with the fullest cup to the emptiest cup.

Maths – Number bonds to 10  
You have been learning that number bonds are a pair of numbers that make a given number. It is important to learn number bonds as they help us understand how numbers work together. You have been learning number bonds to 5 (ways to make 5). Today we are learning number bonds to 10:

Maths – Number Bonds to 20  
**(challenge)**  
After you have learned number bonds to 5 and 10, you could try to work with bigger numbers and start to learn number bonds to 20. These are bigger numbers, so you will need support to do this.



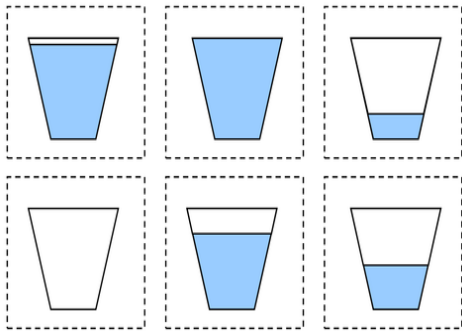
Picture 3:



Picture 4:

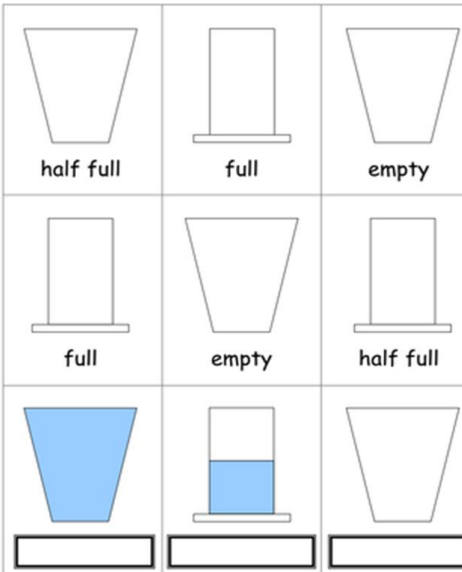


Favourite moments in Primary 1  
We want you to think and talk about what you have really enjoyed this year in Primary 1.  
What has been a special moment for you?  
What has been your favourite book?  
What has been your favourite activity?  
What has been a memory that you will keep?  
What else have you loved this year?



Draw the correct amount of liquid in each container:

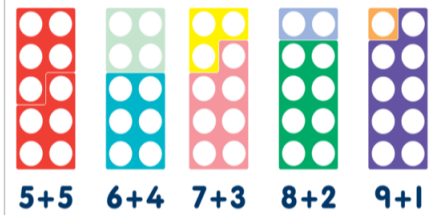
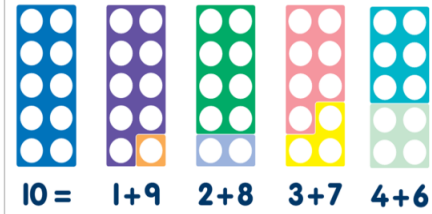
Capacity \_\_\_\_\_ Name \_\_\_\_\_  
Draw the correct amount of liquid in each container.



**2 player game: Race to fill the cup.**

Collect two cups and either cubes, counters or small bricks and a dice.

- Player 1 will throw the dice.  
What number did you land on?



Try

making these number bonds to 10. Write the sums on to paper or your jotter:

**Number Bonds to 10**

Fill in the missing number so that the numbers on the clouds add up to 10.

a)  $5 + \text{cloud} = 10$     b)  $\text{cloud} + 8 = 10$

c)  $\text{cloud} + 4 = 10$     d)  $1 + \text{cloud} = 10$

e)  $6 + \text{cloud} = 10$     f)  $3 + \text{cloud} = 10$

g)  $\text{cloud} + 2 = 10$     h)  $\text{cloud} + 10 = 10$

Try to draw these ten frames with dots and complete the sums, for example:  $8 + 2 = 10$

**Number bonds to 20**

1	19		6	14
2	18		7	13
3	17		8	12
4	16		9	11
5	15		10	10

Now try to complete the number bonds to 20 sums below.

**Number Bonds**

Complete the number bonds to 20

Number bond to 20 song:  
<https://www.youtube.com/watch?v=h6udqW6VhWg>  
Number bond to 20 game:  
<https://www.topmarks.co.uk/maths->

**What I LOVED This Year**

by: \_\_\_\_\_

My favorite moment

My favorite activity

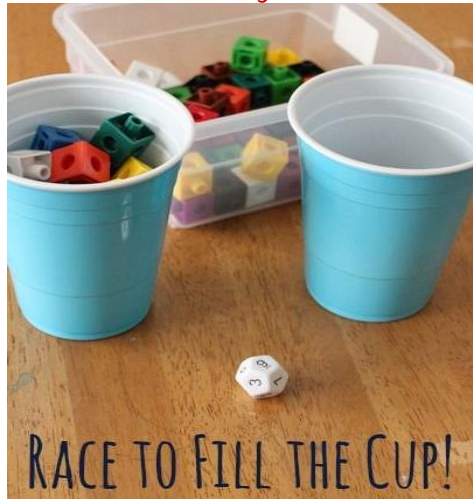
My favorite book

A memory I'll keep

And also... \_\_\_\_\_

whatever number you land on, you should add that number of cubes into your cup.

- Player 2 repeat.
- Whoever fills their cup to the top ( full ) first, is the winner!
- **CHALLENGE** – Use bigger cups or containers. Remember they have to be the same size to make the game fair.



<p>I have 8.</p>	<p>I have 3.</p>
<p>I have 1.</p>	<p>I have 4.</p>
<p>I have 7.</p>	<p>I have 9.</p>

Number bonds to 10 games:  
<https://pbskids.org/curiousgeorge/busyday/ten/>  
<https://www.nctm.org/Classroom-Resources/Illuminations/Interactives/Ten-Frame/>

[games/hit-the-button](#)  
 Try to write down all number bonds to 20. Can you finish the rest of the number bonds?  
 $0 + 20 = 20$   
 $1 + 19 = 20$   
 $2 + 18 = 20$   
 $3 + 17 = 20$

R.E. - St Peter and St Paul  
**29<sup>th</sup> June** is the Feast Day of **St. Peter and St Paul**.  
 St. Peter and St. Paul are two followers of Jesus.  
[St. Peter](#)                      [St. Paul](#)

IDL – Fairy Tales  
 Listen to the fairy tale called “**Hansel and Gretel**”. Here are two versions:  
[https://www.youtube.com/watch?v=jfg-CYLs9\\_s](https://www.youtube.com/watch?v=jfg-CYLs9_s)  
  
[https://www.youtube.com/watch?v=jfg-CYLs9\\_s](https://www.youtube.com/watch?v=jfg-CYLs9_s)  
 Here is a super song called “Delicious

Health and Wellbeing  
 Think about some of the things you have got better at this year in Primary 1.

I am good at...  
Draw 3 things you are good at and write a sentence for each.


Can you write or draw:  
 1. Three things you are good at in your home.

Science – The Weather (seasons)  
 There are four seasons in the year: Spring, Summer, Autumn and Winter. Here are some links to lovely stories and songs about the seasons:  
<https://www.youtube.com/watch?v=8ZjpI6fgYSY>  
<https://www.youtube.com/watch?v=ksGiLaIx39c>  
<https://www.youtube.com/watch?v=WhDJDIviAOg>



Saint Peter was a fisherman in Galilee and was first named Simon, but Jesus gave him the name 'Peter', which means 'rock'. Jesus told Peter that he would build his Church on this rock. Jesus called Peter to leave his work as a fisherman and follow him. Peter became the leader of the twelve Apostles (the special friends of Jesus). He is also the first Pope in the Church. He travelled along lots of countries to share good stories about Jesus. Saint Paul never met Jesus when He was on earth. He was actually once a Roman soldier and his name was Saul. Then one day he was on a long walk and heard the Risen Jesus speaking to him, telling him to believe in Jesus. He told lots of people all about Jesus being the Son of God and the miracles He did when He was on earth. He encouraged people to follow Jesus too.

Listen to this lovely hymn called "Follow me, Follow me". You will maybe remember it from Mass in

Children" all about Hansel and Gretel, you will love it!


<https://www.youtube.com/watch?v=medLkLINpL4>

**Follow up activity 1:**



Here is Hansel and Gretel trying to find their way through a maze trying to get to the House of Sweets.

With help from an adult, can you make your own maze using something you have at home like straws, playdough, bricks or chalk?



2. Three things you are good at in school.

3. Three new targets for Primary 2 (things you want to get better at).

**For your new Teacher:**

Can you draw a picture of yourself for your new Primary 2 Teacher and write some sentences about yourself?

This is me.

My name is \_\_\_\_\_

My age is \_\_\_\_\_

I live with \_\_\_\_\_

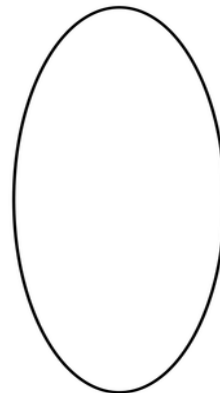
I like to \_\_\_\_\_

Here are some worksheets to give you more ideas on what you might want to include in your picture for your new teacher.

**This is me!**

My name is \_\_\_\_\_

**I look like this**



**I am....**

- \* \_\_\_\_\_
- \* \_\_\_\_\_
- \* \_\_\_\_\_
- \* \_\_\_\_\_
- \* \_\_\_\_\_

**I like to...**


- \* \_\_\_\_\_
- \* \_\_\_\_\_
- \* \_\_\_\_\_
- \* \_\_\_\_\_
- \* \_\_\_\_\_

<https://www.youtube.com/watch?v=6cG913j6kc>

Listen to this story. It tells you all about what happens to the leaves on trees during each season.

<https://www.youtube.com/watch?v=ZfuTlgFAkcQ>

Draw the picture below and match the season to the tree. Write **Spring, Summer, Autumn or Winter** under the correct tree.



Look at the pictures below and talk to an adult about what you like doing in each season:

school.  
<https://www.youtube.com/watch?v=Fy4A4fkbcoY>

Draw your own picture of Saint Peter and Saint Paul and write this sentence:  
 Saint Peter and Saint Paul were two great friends of Jesus.



**Follow up activity 2:**  
 Can you make your own house of sweets?  
 Look at the examples below to give you ideas:



IT'S ALL ABOUT...  
 THIS IS ME I AM YEARS OLD I LIVE IN  
 MY FRIENDS ARE...  
 THIS IS MY FAMILY I WANT TO BE A WHEN I GROW UP  
 MY FAVORITE...  
 COLOR FOOD TV SHOW BOOK

My name is... All About Me!  
 My favorite food is... my family  
 My favorite thing is... I am years old.

**Spring, Summer, Autumn and Winter**  
 Color the pictures. Talk about the things you do and see in the seasons.



**Weather Art:**  
 Can you make a paper plate season wheel?





